























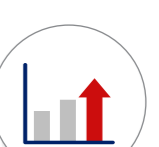




Trans-Pacific East Bound (TPEB) Full Suite of Freight Forwarding Solutions



APLL Advantages	Schedule	Lead Time (To Door)	Guaranteed Space	Alternative Freight Mode	Targeted Shipment Volume	Tracking	Carbon Footprint
 <p>OceanGuaranteed™ (OG)</p> <ul style="list-style-type: none"> Pioneer in the guaranteed ocean/truck shipping solution Guaranteed day-definite delivery, 30% faster than standard ocean shipping Guaranteed space with prioritized cargo handling at port Greener alternative - SmartWay Excellence Award 	 <p>Weekly</p>	<p>LCL 18 days FCL INTACT 15 days FCL TRANSLOAD 16 days</p>	Yes	 <p>Air</p>	 <p>Small - Medium</p>	Yes	 <p>Low</p>
 <p>OceanStandard™ (LCL)</p> <ul style="list-style-type: none"> Flexible routings from top-tier shipping lines, plenty of options for inland transport Strategically located consolidation hubs for multi- and single country consolidation Secured cargo with APLL warehouses and minimized handoffs 	 <p>Weekly</p>	24-32 days*	Subject to Availability	 <p>OG</p>	 <p>Small - Medium</p>	Yes	 <p>Low</p>
 <p>OceanStandard™ (FCL)</p> <ul style="list-style-type: none"> Centralized ocean procurement and capacity management Reliable service and flexible scheduling through broad network of partnerships Integrated supply chain services from order management to final-mile delivery 	 <p>Weekly</p>	22-30 days*	Subject to Availability	 <p>OG</p>	 <p>Large</p>	Yes	 <p>Low</p>
 <p>Ocean Premium</p> <ul style="list-style-type: none"> Guaranteed protected FCL space at POL and Transship ports** Priority vessel loading and guaranteed space** Major ports in Asia and U.S., as well as outer ports Major U.S. inland rail points 	 <p>Weekly</p>	22-26 days*	Yes	 <p>OG</p>	 <p>Small - Large</p>	Yes	 <p>Low</p>
 <p>Air Freight</p> <ul style="list-style-type: none"> Ranked Top 10 Global Air Forwarder (APLL-KWE) Enhanced service levels and special access to capacity Alternative routings with our core mix of world-class airline partnerships; providing additional flexibility 	 <p>Daily</p>	<p>EXPEDITED 2-3 days*** STANDARD 4-6 days***</p>	Subject to Availability	 <p>OG</p>	 <p>Small - Medium</p>	Yes	 <p>High</p>

for illustration purposes, lead time comparison is made using "Shanghai to Chicago" route

*dependent on carriers unless stated "Guaranteed"
**packages must be arranged 2 weeks before vessel sailing
***dependent on current market conditions